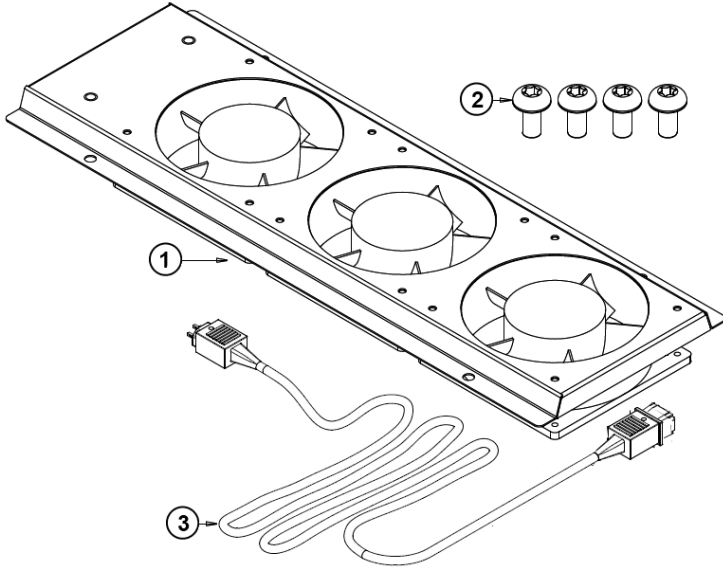


Fan Tray for Arion rack

Product Information



Features

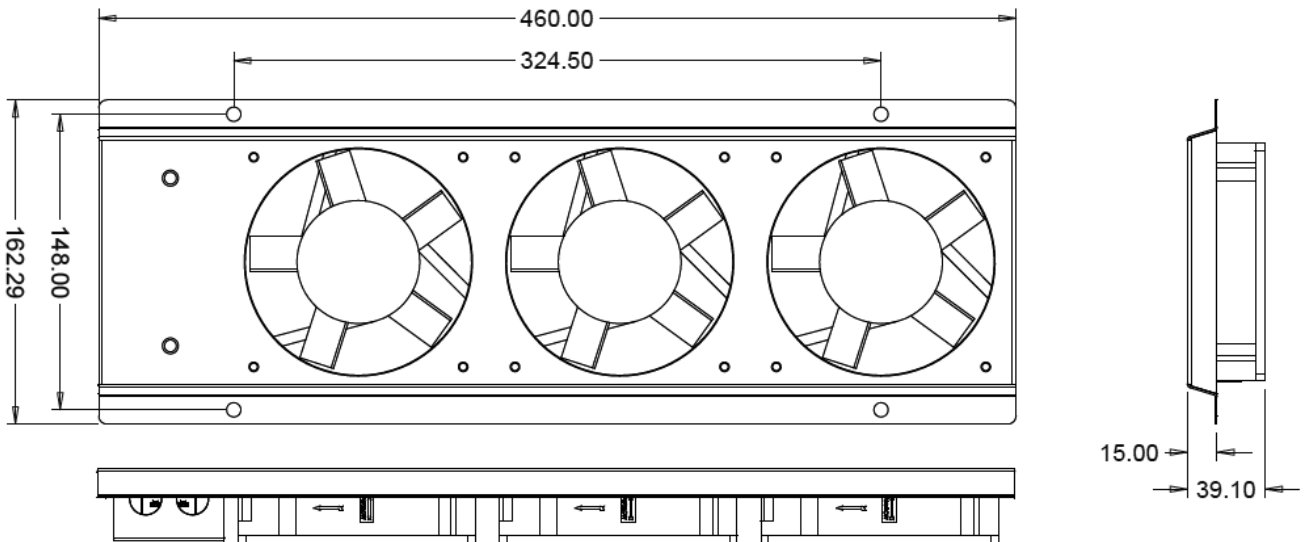
- Roof mounted.
- 3 high efficiency ball bearing fans
- 243 CFM or 6.9 cu.m./ min. air flow
- Available in 115 - 220 VAC
- RoHS compliance
- Conforms to ASTM D610-01 and ASTM B117 (500 hours salt spray test)
- Metal plate available without fans.

Materials/Finish

- High grade cold rolled steel 0.9 mm thickness.
- Powder coat finish preceded by 5 stage iron phosphate pretreatment.
- Standard color is low gloss black.

Part Code	Description
RMFT3A115BLK	Roof Mount Fan Tray 3 Fans (115V.) BLK
RMFT3A220BLK	Roof Mount Fan Tray 3 Fans (220V.) BLK

Dimensions



Product Information

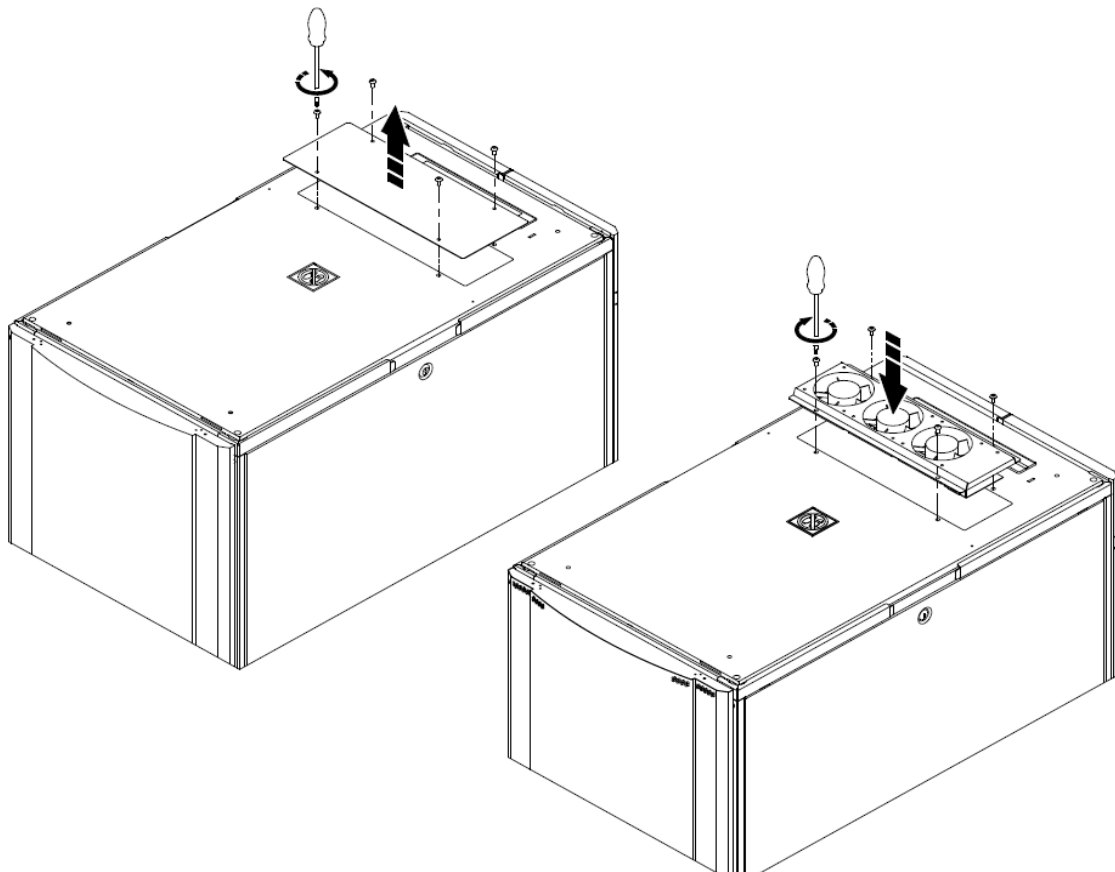
Part List

See image in first page

Description	Quantity
1. Fan Tray Assembled	1 piece
2. Screw T-30 M6x12	4 pieces
3. AC Power cord	1 piece

Installation

1. Remove top cover plate from top panel by using four T-30 M6x12 screw with T-30 screw driver.
2. Put Fan Tray Kit on top panel and align four holes on fan tray to the four holes on the top panel.
3. Fix Fan Tray to top panel with four of T-30 M6x12 screw.
4. Tighten T-30 screw with 40-50 inch lbs torque.



Note : Recommended Torque 40-50 in lbs