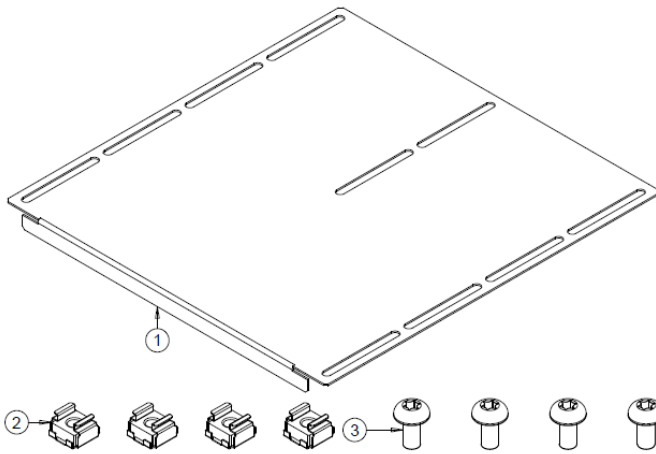


Product Information



Features

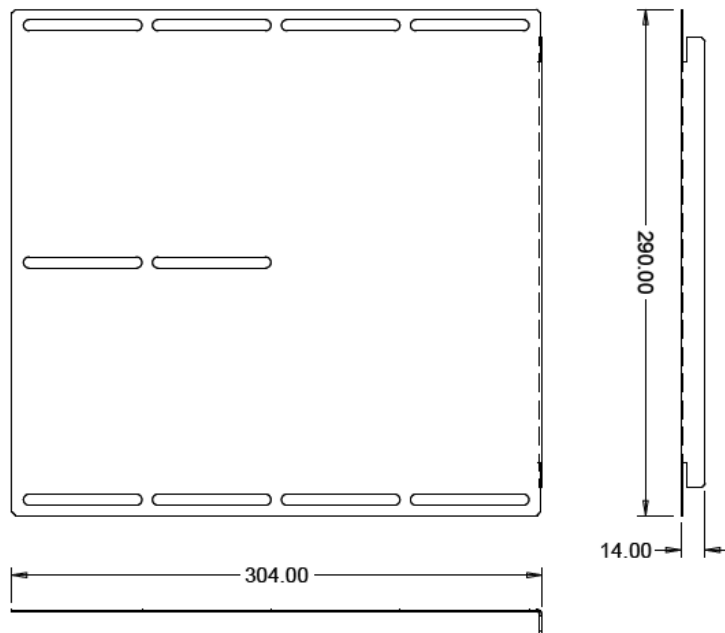
- Adjustable
- Decrease air leakage
- Prevent dust and vermin intrusion
- RoHS compliance
- Conforms to ASTM D610-01 and ASTM B117 (500 hours salt spray test)

Materials/Finish

- High grade cold rolled steel 0.9 mm thickness.
- Powder coat finish preceded by 5 stage iron phosphate pretreatment.
- Standard color is low gloss black.

Part Code	Description
BPLPNABLK	Base Plate Panel Black

Dimensions



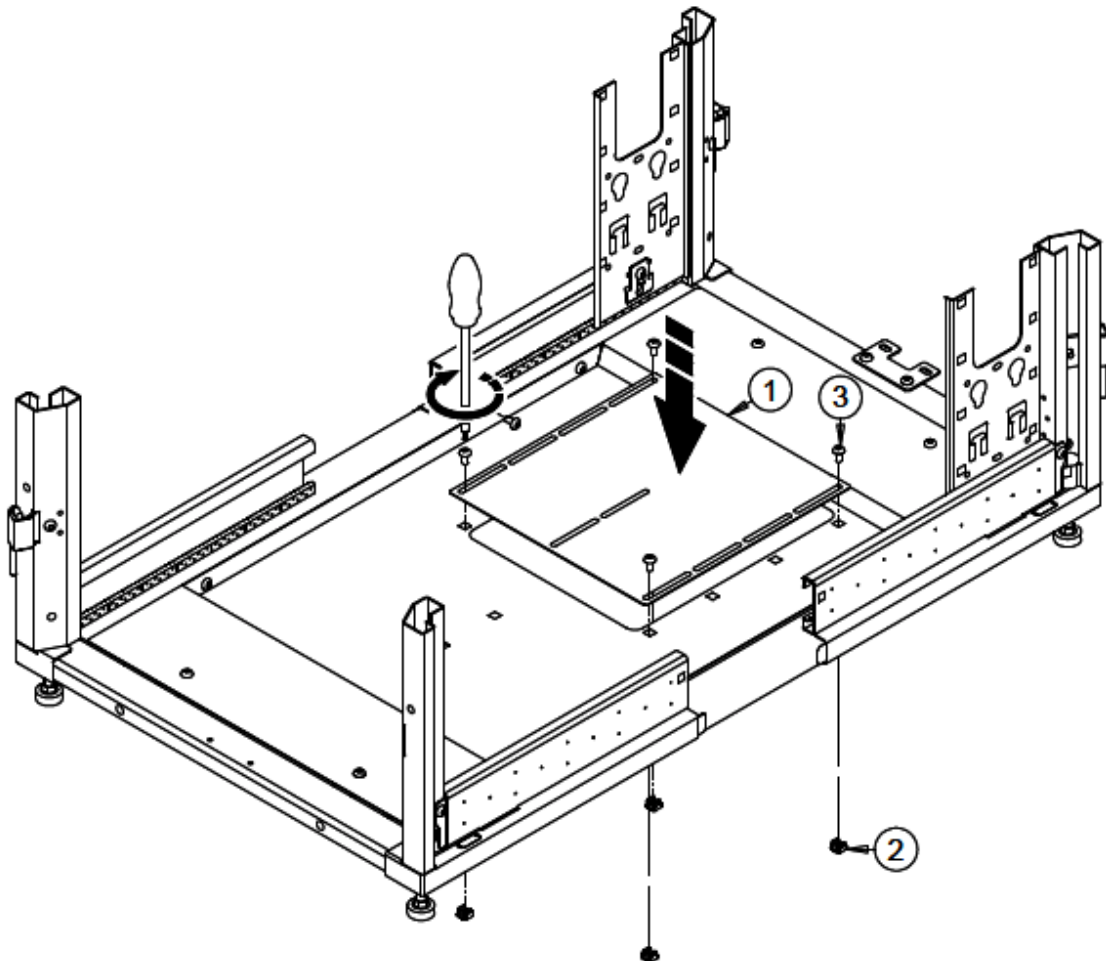
Part List

Description	Quantity
1. Base Plate Panel Black	1 piece
2. T-30 M6x12 screw	5 pieces
3. Cage Nut M6	5 pieces

Product Information

Installation

1. Install five cage nut to the square hole around cutout on Base Plate at desired location.
2. Put Base Plate Panel at the big cutout on Base Plate.
 - 1.1 Keep two middle slot at the front side.
 - 1.2 Rotate Base Plate Panel clockwise to create angle with cutout about 30-45 degree
 - 1.3 Drop Base Plate Panel until bottom side touch top side of Base Plate.
 - 1.4 Rotate Base Plate Panel counter clockwise until edge of Base Plate Panel parallel with edge of cutout. At this position the lower flange of Base Plate panel shall be keep touching with Base Plate and prevent removal.
2. Set the Base Plate Panel at desired location.
3. Fix Base Plate Panel to Base Plate with four M6x12 screw on both side and one screw on front side.
3. Tighten with torque 15-20 inch lbs.



Note : Torque 15-20 in lbs